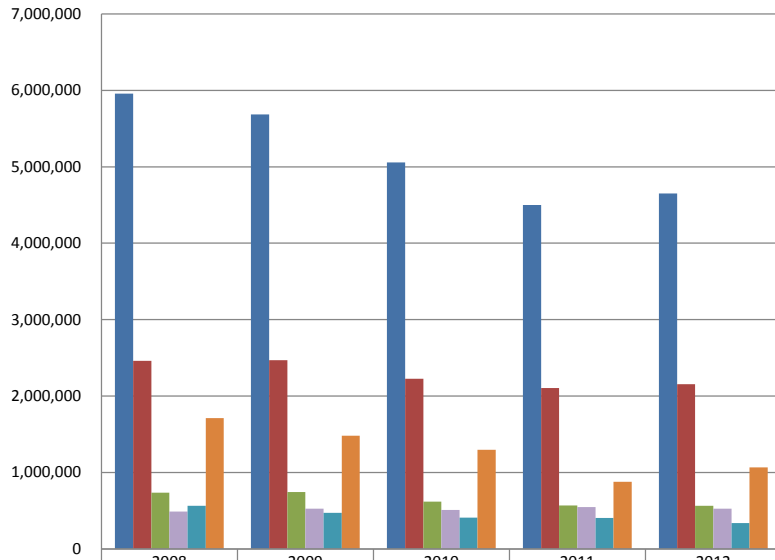
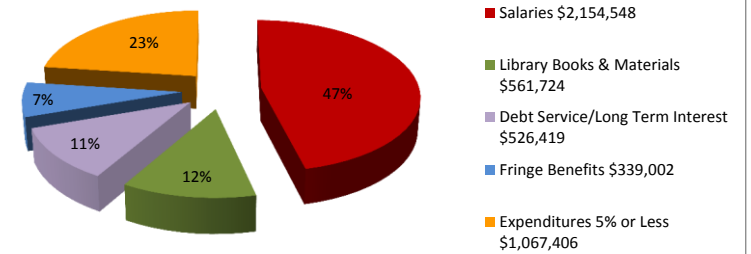


Canton Public Library Expenditures

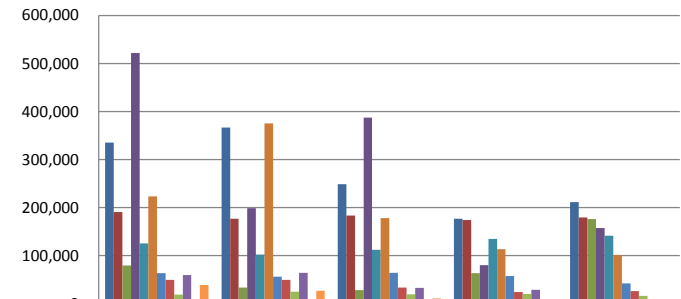


	2008	2009	2010	2011	2012
TOTAL EXPENDITURES:	5,957,102	5,684,764	5,057,490	4,499,482	4,649,099
Salaries	2,460,021	2,467,713	2,226,024	2,105,254	2,154,548
Library Books and Material	736,941	744,661	617,918	567,209	561,724
Debt Service / Interest on Long-Term Debt	487,825	523,792	507,419	546,219	526,419
Fringe Benefits:	563,318	470,074	407,949	402,764	339,002
Expenditures Less Than 5%	1,708,997	1,478,524	1,298,180	878,036	1,067,406

2012 Expenditure



Expenditures Less Than 5% by Category



	2008	2009	2010	2011	2012
Professional and Contractual Services	335,588	366,323	248,914	176,891	211,249
Utilities	190,810	177,000	183,302	174,160	179,697
Property Tax Refunded to Taxpayers	79,749	33,287	28,066	63,825	175,985
Capital Outlay	521,681	198,543	387,358	80,136	157,579
Building Maint & Improvements	125,298	102,038	112,323	134,942	141,476
Supplies	223,589	375,083	177,804	113,619	101,173
Insurance and Bonds	63,242	56,133	63,938	57,565	42,372
Communications	49,310	49,830	33,392	24,259	26,110
Rentals	18,598	24,759	19,245	20,075	16,287
Printing and publishing	59,545	64,444	32,748	28,798	8,932
Community Relations	2,783	4,285	0	864	3,458
Conferences, Workshops and Travel	38,804	26,799	11,090	2,902	3,088

* Revenue and Expenditures on graphs are from the annual financial reports as audited by Plante Moran