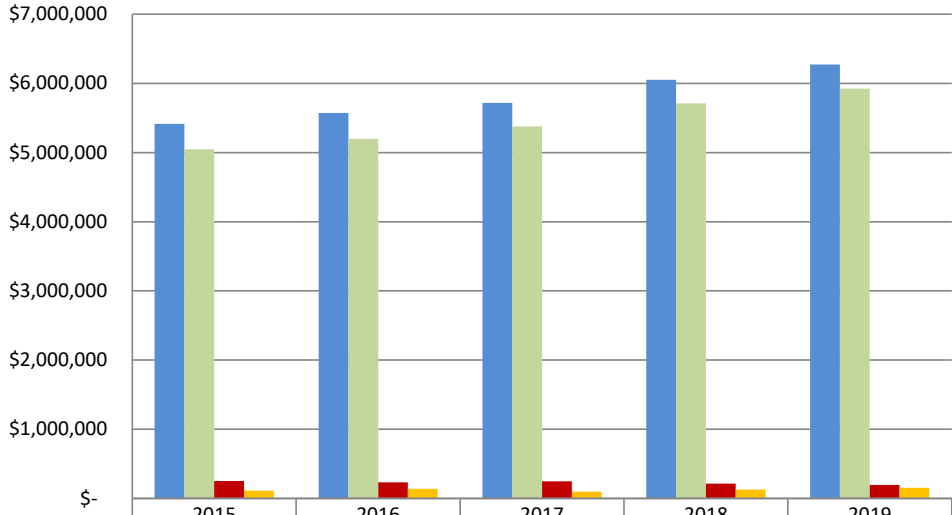


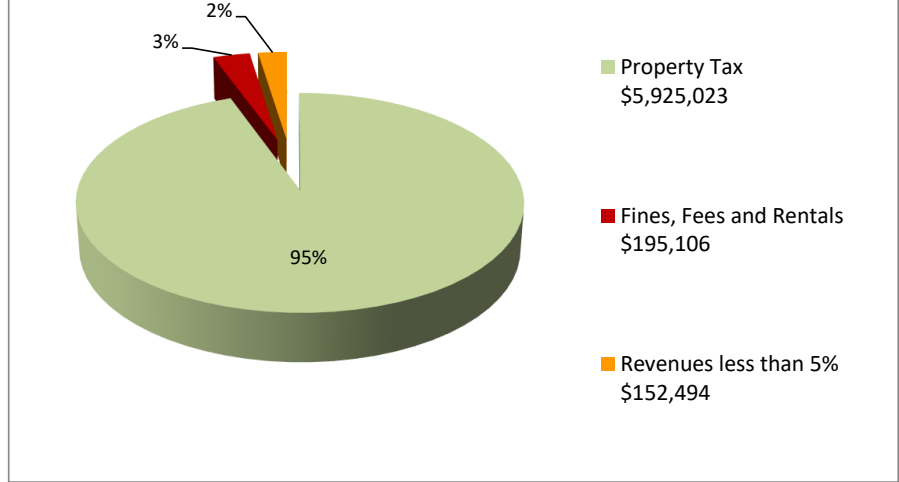
# Canton Public Library Revenue

(The majority of the library revenue comes from property taxes. Revenue of less than 5% of the total budget is highlighted in the graph below)

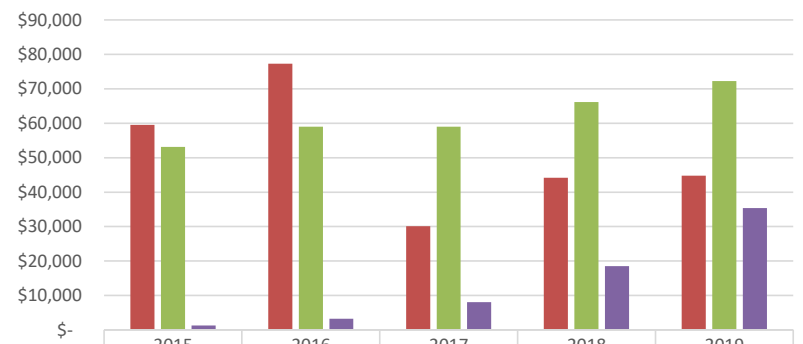


	2015	2016	2017	2018	2019
■ TOTAL REVENUE	\$5,413,221	\$5,571,265	\$5,718,921	\$6,051,431	\$6,272,622
■ Property Tax	\$5,046,123	\$5,196,988	\$5,375,270	\$5,709,963	\$5,925,023
■ Fines, Fees and Rentals	\$253,157	\$234,785	\$246,447	\$212,663	\$195,106
■ Revenues less than 5%	\$113,941	\$139,492	\$97,204	\$128,805	\$152,494

# 2019 Revenue



# Revenue Less Than 5% by Category



	2015	2016	2017	2018	2019
■ Contributions and Donations	\$59,552	\$77,310	\$30,134	\$44,166	\$44,814
■ State Aid	\$53,097	\$58,966	\$58,982	\$66,126	\$72,276
■ Interest on Investments	\$1,292	\$3,216	\$8,088	\$18,513	\$35,404

\* Revenue and Expenditures on graphs are from the annual financial reports as audited by Plante Moran