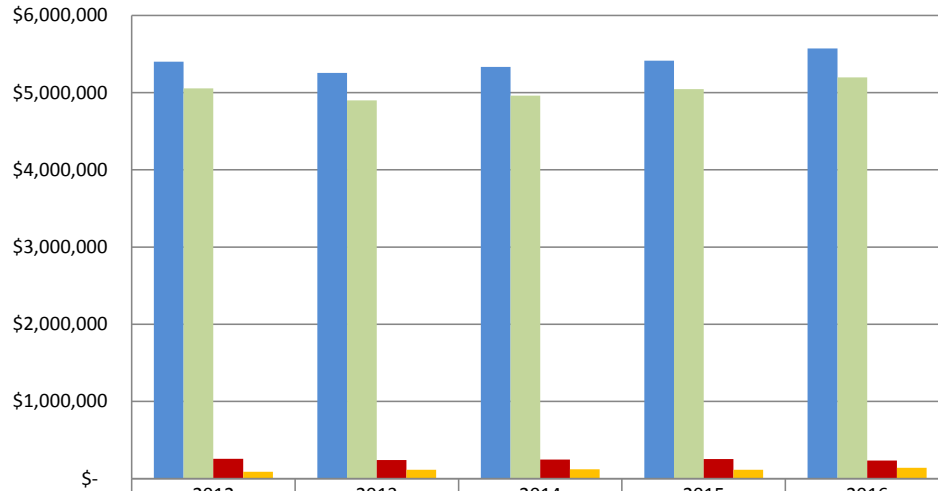


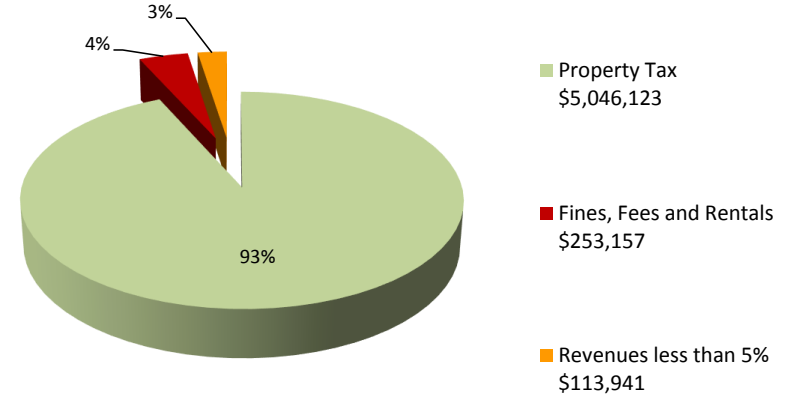
## Canton Public Library Revenue

(The majority of the library revenue comes from property taxes. Revenue of less than 5% of the total budget is highlighted in the graph below)

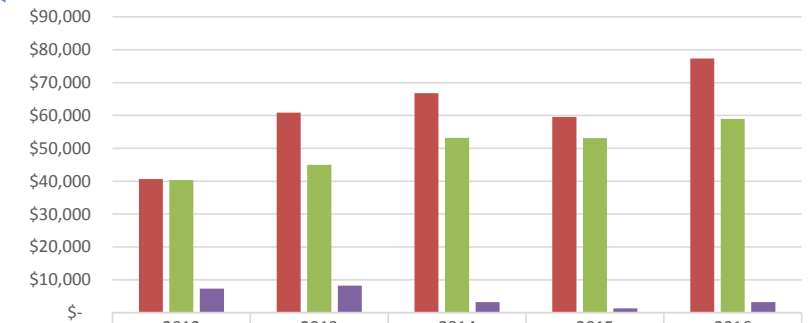


	2012	2013	2014	2015	2016
■ TOTAL REVENUE	\$5,400,990	\$5,256,156	\$5,332,810	\$5,413,221	\$5,571,265
■ Property Tax	\$5,054,411	\$4,899,602	\$4,963,075	\$5,046,123	\$5,196,988
■ Fines, Fees and Rentals	\$258,251	\$242,496	\$246,606	\$253,157	\$234,785
■ Revenues less than 5%	\$88,328	\$114,058	\$123,129	\$113,941	\$139,492

## 2016 Revenue



## Revenue Less Than 5% by Category



	2012	2013	2014	2015	2016
■ Contributions and Donations	\$40,642	\$60,860	\$66,743	\$59,552	\$77,310
■ State Aid	\$40,383	\$45,001	\$53,147	\$53,097	\$58,966
■ Interest on Investments	\$7,303	\$8,197	\$3,239	\$1,292	\$3,216

\* Revenue and Expenditures on graphs are from the annual financial reports as audited by Plante Moran