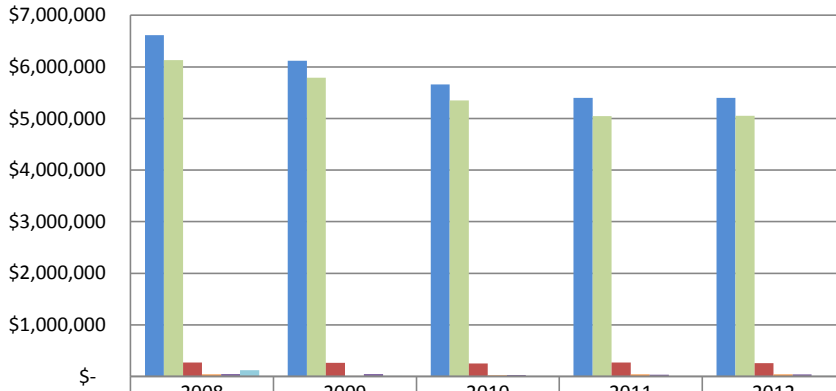
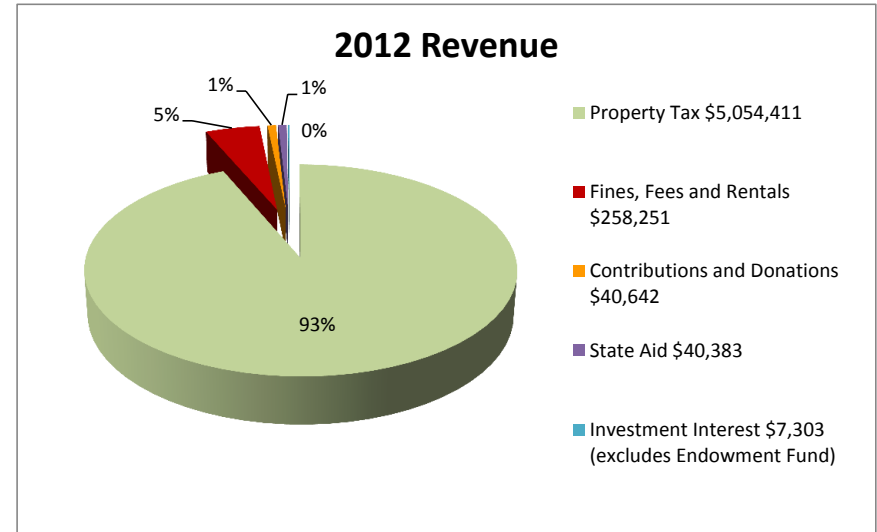


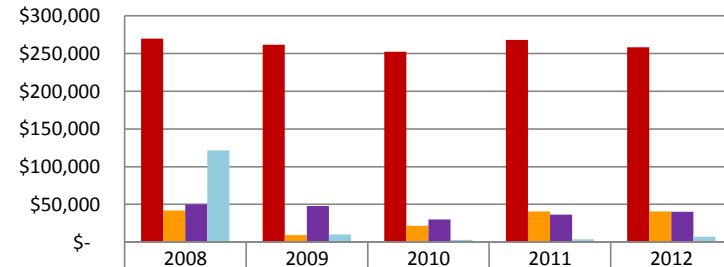
**Canton Public Library Revenue - (The majority of the library revenue comes from property taxes. Revenue of less than 5% of the total budget is shown in the graph below)**



	2008	2009	2010	2011	2012
TOTAL REVENUE	\$6,612,397	\$6,117,280	\$5,656,534	\$5,397,178	\$5,400,990
Property Tax	\$6,129,157	\$5,788,443	\$5,349,475	\$5,048,190	\$5,054,411
Fines, Fees and Rentals	\$269,744	\$261,418	\$252,411	\$267,980	\$258,251
Contributions and Donations	\$42,017	\$9,460	\$21,662	\$40,816	\$40,642
State Aid	\$49,856	\$47,971	\$30,126	\$36,373	\$40,383
Interest on Investments (Excludes Endowment)	\$121,623	\$9,988	\$2,860	\$3,819	\$7,303



**Revenue Less Than 5% by Category**



	2008	2009	2010	2011	2012
Fines, Fees and Rentals	\$269,744	\$261,418	\$252,411	\$267,980	\$258,251
Contributions and Donations	\$42,017	\$9,460	\$21,662	\$40,816	\$40,642
State Aid	\$49,856	\$47,971	\$30,126	\$36,373	\$40,383
Interest on Investments (Excludes Endowment)	\$121,623	\$9,988	\$2,860	\$3,819	\$7,303

\* Revenue and Expenditures on graphs are from the annual financial reports as audited by Plante Moran